

Francophone Community Profile
of **Newfoundland
and Labrador**



FÉDÉRATION DES COMMUNAUTÉS
FRANCOPHONES ET ACADIENNE
du Canada



Acknowledgements

Statistical Portrait:	Anne Gilbert, University of Ottawa/L'ANALYSTE (for the first edition); William Floch and Elias Abou-Rjeili, Official Languages Support Program, Canadian Heritage (3 rd edition)
Community Life:	Fédération des francophones de Terre-Neuve et du Labrador (FFTNL), Réseau de développement économique et d'employabilité de Terre-Neuve-et-Labrador
Coordination :	Micheline Doiron (first edition), Robin Cantin, (2 nd edition), Serge Quinty (3 rd édition)
Production support:	Christiane Langlois and Micheline Lévesque (3 rd edition)
Graphic Design :	Heart Design
Printing :	St. Joseph Print Group Inc.
ISBN :	978-2-922742-35-0

Legal Deposit – Library and Archives Canada

This publication was made possible by the financial support of Canadian Heritage and the *Secrétariat aux Affaires intergouvernementales canadiennes* of the Government of Quebec. FCFA also wishes to acknowledge the in-kind support provided by Public Works and Government Services Canada.

La Fédération des communautés francophones et acadienne du Canada

450 Rideau St., suite 300
Ottawa, ON K1N 5Z4

Phone: (613) 241-7600

Fax: (613) 241-6046

Email: info@fcfa.ca

Website: www.fcfa.ca



Government
of Canada

Gouvernement
du Canada

Canada

Secrétariat
aux affaires
intergouvernementales
canadiennes

Québec

This collection is available online at

www.fcfa.ca/profils

Foreword

This profile compiles and presents updated information on the francophone community of Newfoundland and Labrador. It is part of a collection of profiles of Francophone and Acadian communities in Canada published for the first time in 2000 by the *Fédération des communautés francophones et acadienne (FCEA) du Canada* and updated in 2004 and 2009.

These provincial and territorial profiles are supplemented by a national profile, which describes the overall situation of Canada's Francophones and examines the status of French in Canada. Following a general introduction to the history and geography of each community, the profile is presented in two sections:

- A statistical portrait describing the vitality of French-speaking communities from various points of view (demography, language, diversity and economy).
- A presentation of community life organized around six themes: major organizations, communications, cultural and community life, education and training, health and social services, legislation and government services.

This updated edition adds data from the 2006 Census.

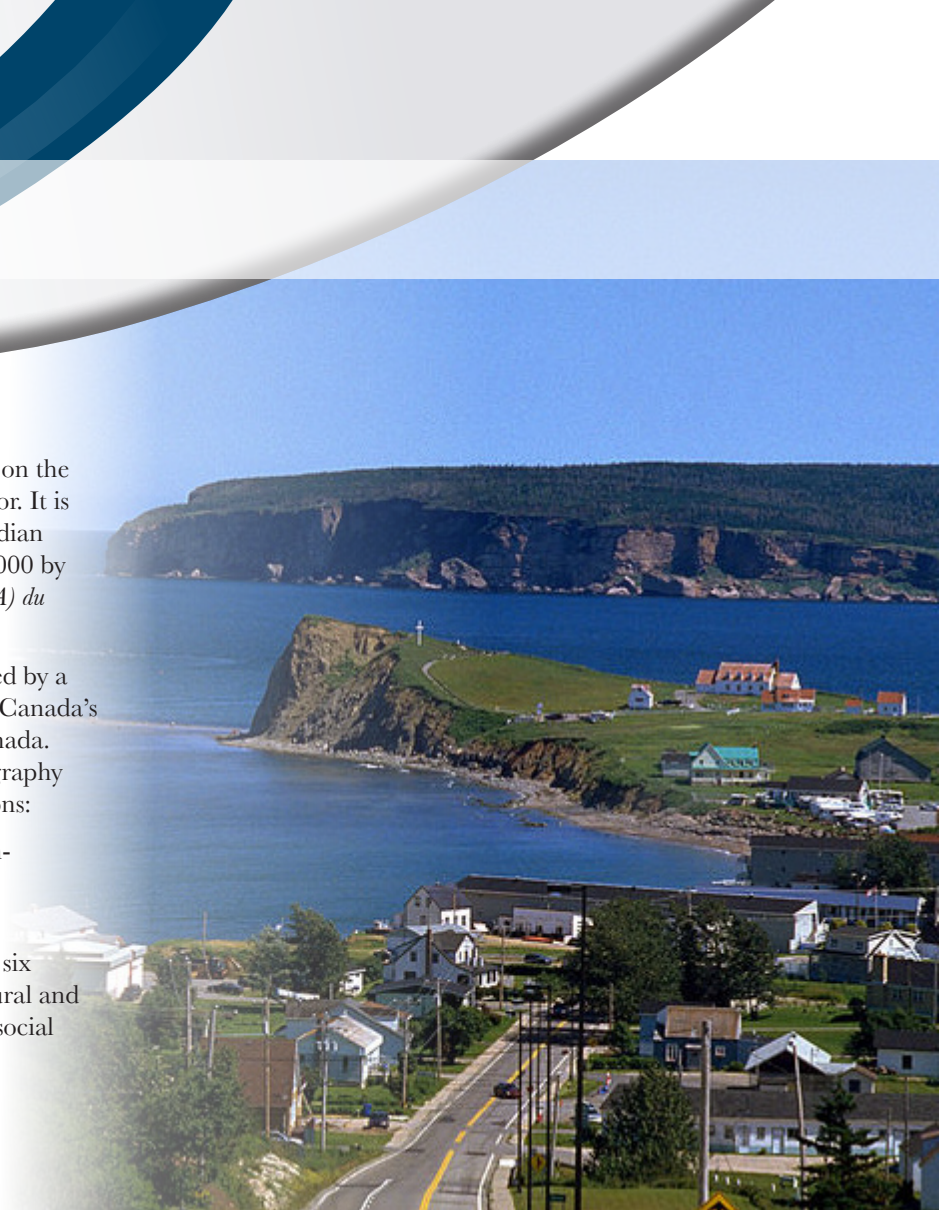


Table of contents

History and Geography	1
Demographic Vitality.....	2
Francophone Diversity	5
Linguistic Vitality.....	7
Economic Vitality.....	9
Community Vitality.....	12
The Last Thirty Years	19
Sources.....	20



The *Association canadienne d'éducation de langue française (ACELF)* offers a series of 24 educational activities to accompany use of the *Profiles of the Francophone and Acadian Communities of Canada* in the classroom. These activities are accessible free of charge on ACELF's Banque d'activités pédagogiques (BAP) at www.acef.ca/bap.

History

The French presence in Newfoundland dates from the beginning of the 16th century, and starting in 1660 there was a French colony at Plaisance (Placentia). In 1713, with the signing of the Treaty of Utrecht, the colony fell under English control. However, France retained fishing rights on the northern and western coasts of the island until 1904. Throughout the 19th century, despite a ban on the establishment of permanent French settlements, French fishermen who came to fish for cod and lobster, as well as families from St. Pierre, settled on the “French Shore”, mainly on the Port au Port Peninsula.

These French settlers were joined in the middle of the 19th century by Acadians in search of good farming land. They first went to the heads of the bays, settling in the Codroy Valley and Stephenville. The community quickly grew big enough to have the services of a priest. Francophones were not the only settlers in the region. Because of demographic pressures, Scottish settlers from Cape Breton also came into St. George’s Bay, while Acadian settlement was slowing down in the 1860s. As well, some Acadians, attracted by the fishery, seal hunt, or local coastal shipping, left the island for the north shore of the Gulf of St. Lawrence and the Magdalen Islands.

The region’s demographic balance was disturbed early and often, notably by the arrival of the railway at the end of the 19th century, and later, the trans-Newfoundland highway; by various industrial developments and, during the Second World War, by the establishment of an important American military base at Stephenville. All these activities brought many Anglophones to the area and resulted in massive assimilation of the Francophone population. As for Labrador, it underwent development during the 1960s with the discovery of significant mineral deposits and the construction of large dams for hydroelectric power.

The *Fédération des francophones de Terre-Neuve et du Labrador*, founded in 1973, encompasses five member associations. Its functions include political representation and the defence and promotion of the rights and interests of the Francophone community. Francophones in Newfoundland and Labrador established their first school at *La Grand’Terre* in 1984 and adopted a flag in 1986. Since 1992, when the provincial government officially recognized the Francophone community, the *Journée de la francophonie* is celebrated on May 30th every year. The date was officially recognized by an Order-in-Council on May 28, 1999. In 1996, the government recognized the Francophone right to a provincial school board, and in 1997 signed an agreement to this effect with the federal government.

On April 25, 2008, the governments of Newfoundland and Labrador and Quebec signed an agreement on Francophone matters, the goal of which is to better promote the French language and francophone culture. Furthermore, the agreement is a framework for cooperation and exchanges in various sectors: education, culture, youth, the French language, economy, communication, health, child care, justice, status of women and immigration.

Geography

In 2006, the Francophone community in Newfoundland and Labrador included 2,225 people with French as their mother tongue. These Francophones account for close to 0.5 percent of the total population of the province. There are also over 23,700 people with knowledge of French in Newfoundland and Labrador.

Francophones in Newfoundland and Labrador are concentrated in three principal centres: the Port au Port Peninsula, St. John’s and its surrounding areas, and Labrador. There are 515 Francophones on the Port au Port Peninsula, 655 in the St. John’s region and 365 in Labrador.

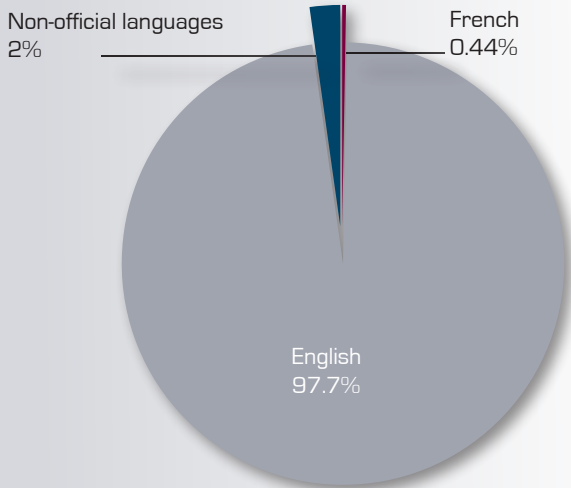
Francophones have long been settled in the area of St. George’s Bay in the southwest of the island. They are found mainly in the Port au Port Peninsula, at Cape St. George, La Grand’Terre and L’Anse-à-Canards, where they account for close to 12 percent of the population. Their life is organized significantly around commercial fishing, subsistence farming, and work in forest-based industries during the off season. Off the peninsula, there are Francophone populations in Stephenville, the regional service centre, as well as in Corner Brook a little to the north.

There are 655 Francophones on the Avalon Peninsula, which includes the census division of metropolitan St. John’s. This group of Francophones is quite diverse; many of them come from outside the province, including the other Atlantic provinces, French Canada and St. Pierre. These relative newcomers are attracted by a wider range of services and a higher standard of living.

Finally, there are French-speaking communities in Labrador, in the mining towns of Labrador City-Wabush and the military base at Happy Valley-Goose Bay. These communities have developed close links with Quebec.

Demographic Vitality

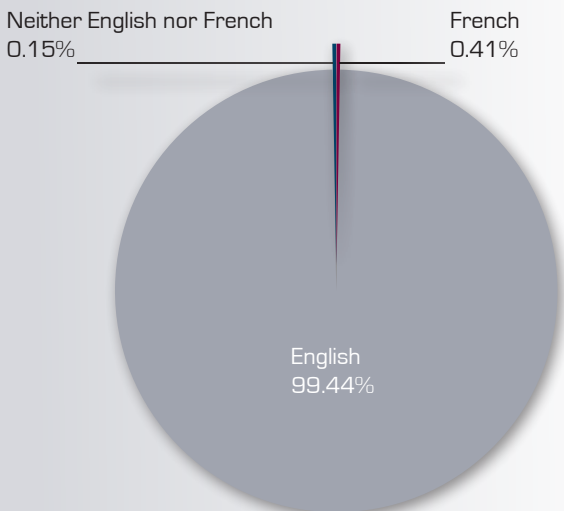
Population by Mother Tongue, 2006, Newfoundland and Labrador



Data from: Statistics Canada, 2006 Census

Note: Some people declared having more than one mother tongue. As a result, the total of the categories exceeds provincial population.

Population by First Official Language Spoken, 2006, Newfoundland and Labrador



Data from: Statistics Canada, 2006 Census

Note: Some people have more than one first official language spoken. As a result, the total of the categories exceeds provincial population.

The French language

The population of Newfoundland and Labrador is very homogeneous with regard to language. Of the province's 500,610 inhabitants, only 12,200 have a mother tongue other than English. Of these, less than a quarter are Francophones, and 9,540 exclusively have a non-official language as mother tongue. Aside from French, the most common languages are Montagnais-Naskapi (1,600 speakers), the Chinese languages (1,095), German (695) and Spanish (655).

French	2,225
English.....	489,150
Non-official languages.....	10,020
Total population	500,610

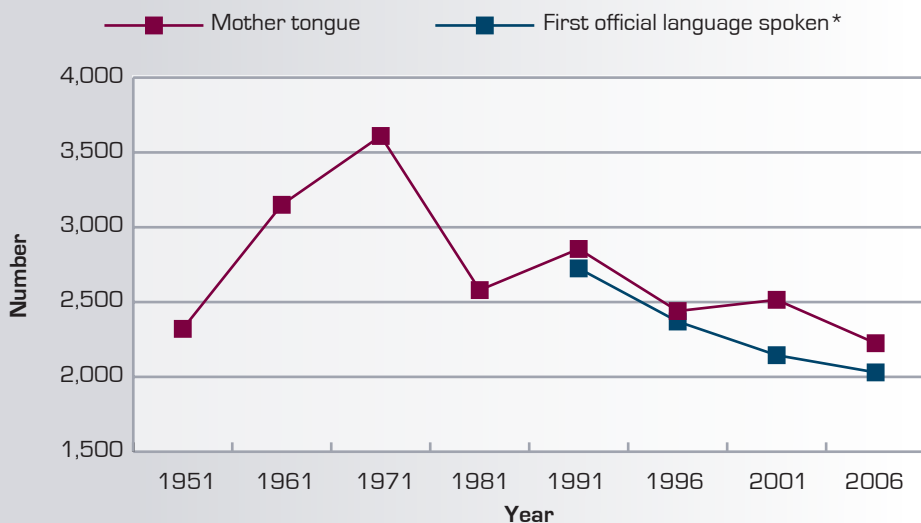
French	2,030
English.....	498,010
Neither English nor French.....	755

Fluctuations in the Francophone population...

The Francophone population of Newfoundland and Labrador grew between 1951 and 1971, then declined, then slowly increased, then once again declined. Over the last 15 years, the number of Francophones decreased from 2,855 in 2001 and 2,225 in 2006.

These fluctuations are not surprising, since at certain times during this period many people from Quebec worked in Labrador for a short time, and many Newfoundlanders left the province to find work.

French as Mother Tongue and French as First Official Language Spoken, 1951-2006, Newfoundland and Labrador



Data from: Statistics Canada, 2006 Census

... and fluctuations in percentages

The percentage of Francophones in the province has also fluctuated widely, although it has never reached more than 1 percent. In 1961 and 1971, Francophones represented 0.7 percent of the total population of Newfoundland and Labrador, but in 2001 and 2006 they were close to 0.5 percent of the total.

For the most part, Francophones in Newfoundland and Labrador are concentrated in three census divisions. Their involvement in the daily life of communities in these areas is much higher than their percentage of the provincial population would suggest.

*The first official language spoken variable did not exist prior to 1991



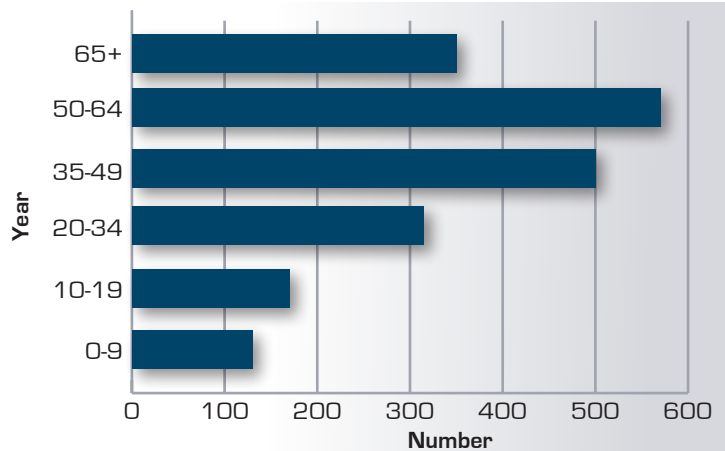
Annual golf tournament organized by the Association francophone du Labrador (AFP) / photo: AFL

A mostly adult population

Most Francophones in Newfoundland and Labrador are adults. The small percentage of young people is particularly noticeable in the age pyramid, where there are marked discrepancies between youth and adults, including the over-65 population at the top of the pyramid.

This demographic structure reflects the particular economy of Newfoundland and Labrador which is largely dominated by resource exploitation, but it isn't the only factor. The gap between the median age of the Francophone population and the provincial population (47 compared to 42 for the general population) is significant. In certain Francophone areas of the province, there are few families and not many young people.

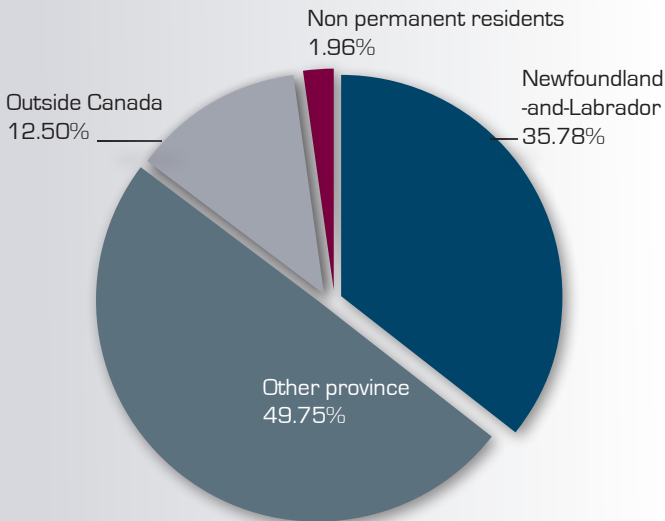
Age Distribution, 2006, Francophones, Newfoundland and Labrador



Data from: Statistics Canada, 2006 Census

Francophone Diversity

Place of birth, 2006, Francophones, Newfoundland and Labrador



Data from: Statistics Canada, 2006 Census

A population born elsewhere...

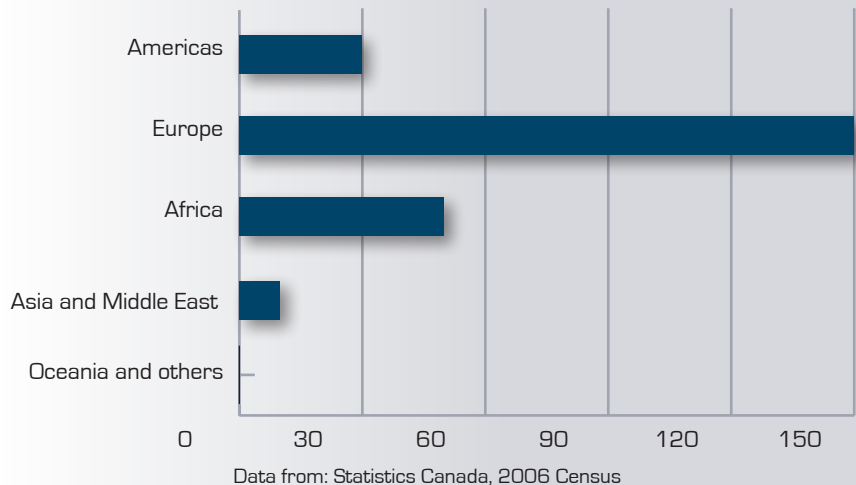
More than half of the Francophones in Newfoundland and Labrador were born outside the province. Most of those born elsewhere in Canada are from Quebec. There are also a small number of people born outside the country.

A community that is starting to diversify

Newfoundland and Labrador is home to 255 immigrants with French as their first spoken official language. Furthermore, close to 1,130 members of First Nations speak French.

Between 2001 and 2006, the province received over 1,400 newcomers, including approximately 55 Francophones. These immigrants mostly settled in the St. John's census metropolitan area (CMA), which accounts for over 1,000 newcomers including 50 Francophones. Labrador City welcomed 20 newcomers, none of them Francophone. Finally, the Port au Port region received no newcomers.

Francophone Immigrants, 2006, Newfoundland and Labrador



Data from: Statistics Canada, 2006 Census

Note: These are people who have been granted immigrant status in Canada, whose first known official language is French.

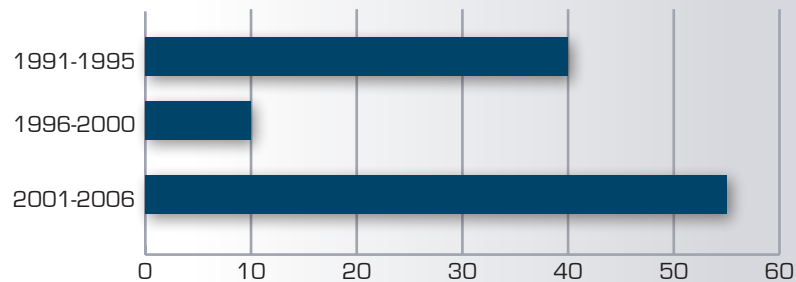


Annual General Meeting of the Fédération des francophones de Terre-Neuve et du Labrador, 2007 / photo: FFTNL

A recent phenomenon

A total of 22% of all immigrants with French as their first spoken official language arrived in the province after 2001. We may be seeing a diversification of Francophone immigration in the province.

Francophone Immigrants by Immigration Period, Newfoundland and Labrador



Data from: Statistics Canada, 2006 Census

Welcoming newcomers

Osez Terre-Neuve-et-Labrador !

A promotional videodisk called *Osez Terre-Neuve-et-Labrador!* was released in 2008 by the *Fédération des francophones de Terre-Neuve et du Labrador (FFTNL)* in partnership with the *Conseil scolaire francophone provincial (CSFP)* and the *Réseau de développement économique et d'employabilité de Terre-Neuve-et-Labrador*. This video showcases the possibilities offered by the province in terms of stimulating careers, a high-level education system, community vitality and the quality of life in the Francophone and Acadian regions. The video aims to attract Francophones from Canada and elsewhere to come and work in the province and contribute to the development of the community. This video is available at www.francotnl.ca/Osez-TNL, a web portal for Newfoundland and Labrador's Francophone community.

Guide des nouveaux arrivants (guide for newcomers)

FFTNL also took the initiative of developing a guide for newcomers in order to facilitate their integration into their new community. This guide offers several resources to help newcomers settle; whether it is help in finding a place to live, a good school or a job. The 2008-2009 edition of the *Guide des nouveaux arrivants* is available at www.francotnl.ca/GNA.

In addition, the provincial government's Office of Immigration and Multiculturalism launched a bilingual webportal called *Immigrate to Newfoundland and Labrador* (www.nlimmigration.ca).

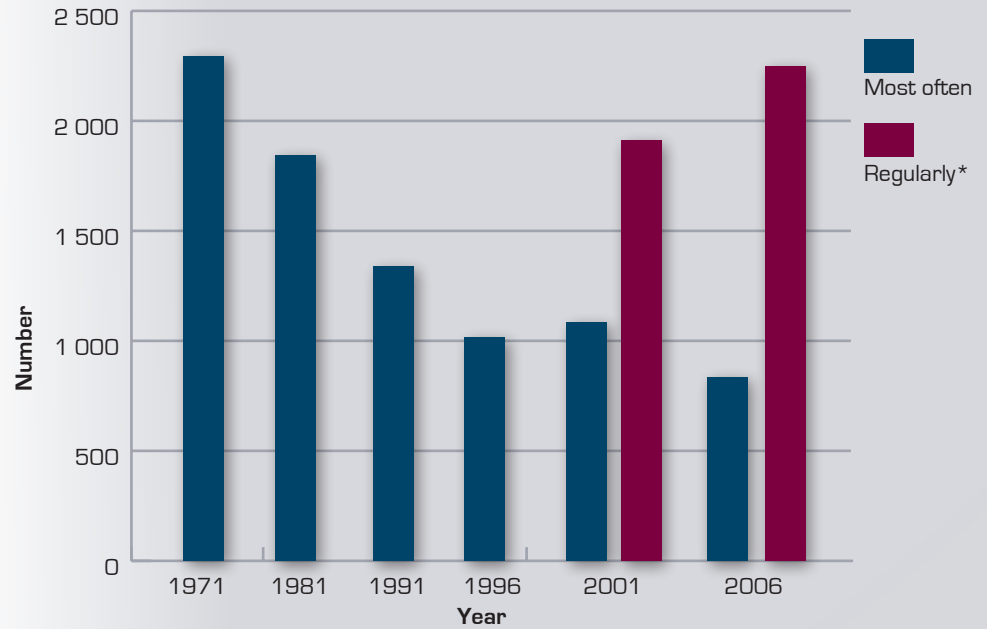
Linguistic Vitality

Decrease of French spoken at home...

In 2006, 835 people said they spoke French most often at home, compared to 1,085 in 2001. However, 2,250 people say they speak French regularly at home even though it is not the language used most often.

In a context where French is in increasingly close contact with English everywhere in the province, including the Port au Port area, the less frequent use of French as the main language of the home is not surprising.

French Spoken at Home, 1971-2006, Newfoundland and Labrador

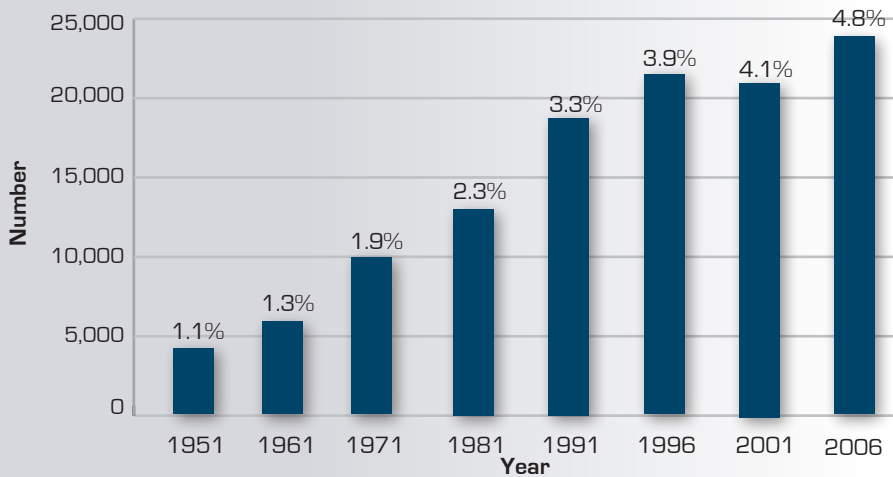


Data from: Marmen and Corbeil, 2006, and Statistics Canada

*Statistics Canada started collecting data on other languages spoken regularly at home in 2001



Knowledge of French, 1951-2006, Newfoundland and Labrador

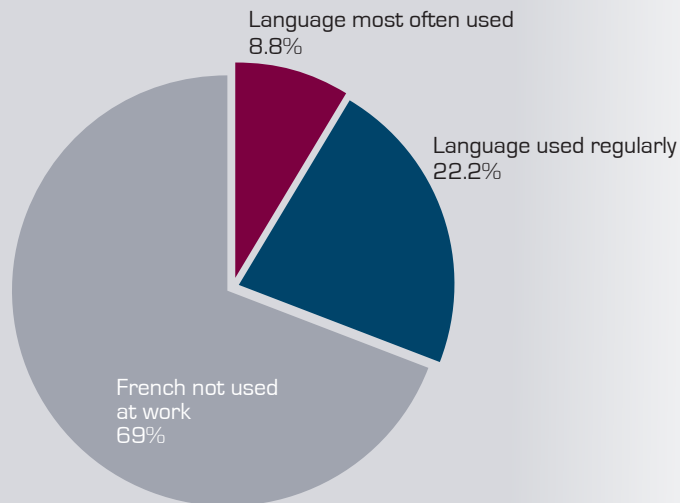


Data from: Marmen and Corbeil, 2006, and Statistics Canada

... and more and more people know French

In Newfoundland and Labrador, the number of people who know French (alone or with English) has quintupled since the 1950s. Today, more than 23,765 people, representing 4.75 percent of the population, can speak French. In third place after English and French is Spanish with 1,725 speakers. Montagnais-Naskapi counts 1,670 speakers, concentrated in Labrador.

Use of French at Work by People with Knowledge of French, 2006, Newfoundland and Labrador



Data from: Statistics Canada, 2006 Census

French at work

French is used most often at work by 1,130 people, and 2,860 more use it regularly. Even though this number does not seem very high – it is only 1.7 percent of the active population – it still means that 31 percent of the active population with knowledge of French is able to work in that language.

Economic Vitality

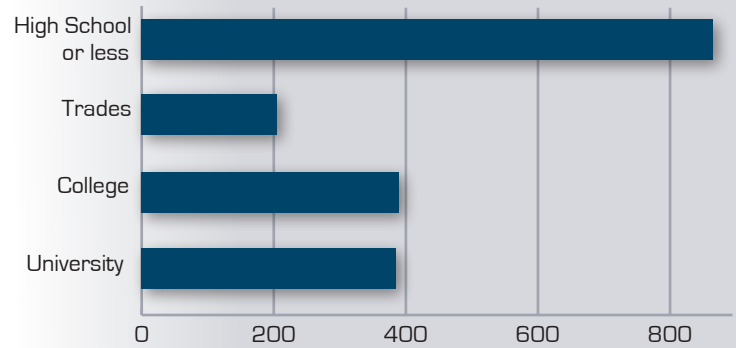
Francophones better educated

Even though the education level of Francophones in Newfoundland and Labrador tends to be higher than the provincial average, a large number of them turn to trade schools to get a certificate instead of going to college.

In total, one out of two Francophones has gone beyond a high school diploma. Many of them (21 percent) undertake university-level studies, compared to 11 percent of the general population. The percentage of Francophones in Newfoundland and Labrador who have gone to university also exceeds the national average for Francophones, which is 16 percent.

These provincial statistics do not show, however, the wide regional diversity in education levels among Francophones. There are marked differences between the rural, resource-dependent areas and the capital, St. John's.

Education, 2006, Francophones, Newfoundland and Labrador



Data from: Statistics Canada, 2006 Census

St. John's Harbour



Labour Force by Sector of Activity, 2006, Francophones, Newfoundland and Labrador

	Number	%
Agriculture, forestry, fishing and hunting	30	2.7%
Mining and oil and gas extraction	80	7.1%
Utilities	15	1.3%
Construction	55	4.9%
Manufacturing	40	3.5%
Wholesale Trade	30	2.7%
Retail Trade	80	7.1%
Transportation	50	4.4%
Information Industry	40	3.5%
Finance and Insurance	10	0.9%
Real Estate	20	1.8%
Professional Services	50	4.4%
Management of Companies	0	0.0%
Administrative Services	60	5.3%
Education Services	190	16.8%
Health Care	80	7.1%
Arts	10	0.9%
Accommodation	40	3.5%
Other services	85	7.5%
Public Administration	155	13.7%
All sectors	1,120	100.0%

Data from: Statistics Canada, 2006 Census

Francophone employment sectors

The economy of Newfoundland and Labrador depends heavily on the exploitation of natural resources. This being so, the distribution of Francophones among employment sectors is somewhat surprising. Few Francophones are active in the production of goods (agriculture, the processing industries, hunting and fishing).

There are many more Francophones in other sectors: more than 9.8 percent of the population works in the wholesale and retail trades. Francophones are well represented in the public service sector, with more than 43 percent of them working in public administration, education and social services. With this firm foundation in the service economy, Newfoundland Francophones are somewhat less vulnerable to price cycles in the resource sectors.

In Newfoundland and Labrador today, there are approximately 100 businesses where the owners are Francophones or some employees can speak French. These businesses are found mainly in the greater metropolitan area of St. John's and in Western Labrador (Labrador City). Francophones who own businesses or are self-employed make up 4.9 percent of the French-speaking work force. Many of these independent business owners employ others, thus providing jobs for Francophones and other residents of the province.

Occupations

Job distribution by type of occupation is another way of looking at the economic vitality of francophones in Newfoundland and Labrador.

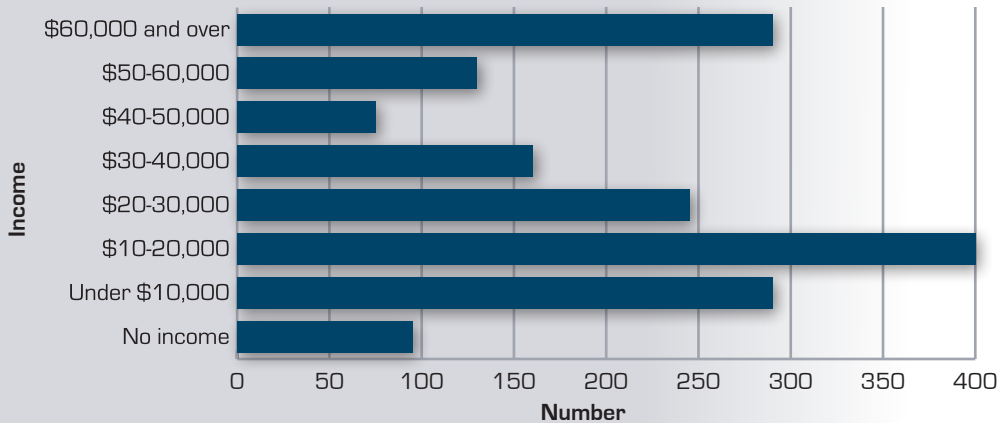
Sales and services are clearly dominant, with one out of four francophones working in this sector. However, it should be noted that income levels in this sector are relatively low. The fact that many francophones are employed in education and government services would seem to restore a balance.

Labour Force by Occupation, 2006, Francophones, Newfoundland and Labrador

	Number	%
Management	85	7.7%
Finance, business and administration	170	15.5%
Natural and applied sciences	60	5.5%
Health	45	4.1%
Social sciences, education and government services	190	17.3%
Arts and culture	35	3.2%
Sales and services	280	25.5%
Trades, transportation and equipment operation	165	15.0%
Primary industry occupations	55	5.0%
Manufacturing industries occupations	15	1.4%
All occupations	1,100	100.0%

Data from: Statistics Canada, 2006 Census

Total Individual Income, 2006, Francophones, Newfoundland and Labrador



Data from: Statistics Canada, 2006 Census

Income

The average annual income of Francophones in Newfoundland and Labrador is \$36,447, higher than the provincial average of \$27,636.

A little more than one Francophone in five has an income under \$10,000, which reduces the spending power of the community. On the other hand, many Francophones have higher incomes, and more than a quarter of them earn over \$60,000.

An economy worth monitoring

With a rising demand for natural resources (mining and oil/gas extraction), the province needs qualified labour to fill specialized positions (winders, mechanics, engineers, etc.). All five French-language schools are always looking for teachers and education professionals. The health system needs doctors and specialists. The sales and services sector requires more and more labour at all levels.

The *Réseau de développement économique et d'employabilité de Terre-Neuve-et-Labrador* (RDÉE-TNL) and the *Fédération des francophones de Terre-Neuve-et-Labrador* both carry out several community economic development projects throughout the province. These projects include a website (www.francotnl.ca), a promotional videodisk called

Osez Terre-Neuve-et-Labrador!, and the *Guide touristique en français de Terre-Neuve-et-Labrador & Saint-Pierre et Miquelon*.

Furthermore, action is being taken to counter the trend of Francophones leaving the province to find work elsewhere. Namely, the *RDÉE TNL*, working with the *Association francophone du Labrador*, held a youth, science, technology and prevention camp in Labrador City. The RDÉE TNL will soon launch its *Place aux jeunes Terre-Neuve-et-Labrador* initiative on the Port au Port peninsula. The goal is to keep and attract youth to that region.

Social and Community Vitality

Major organizations

Established in 1973, the *Fédération des francophones de Terre-Neuve et du Labrador (FFTNL)* is a non-profit organization dedicated to promoting French culture in the province and working to the development of the province's Francophone and Acadian community. As the community's official representative, FFTNL represents the interests of its five member associations which meet as a board of directors three times a year. Its offices are in St. John's, seat of the provincial government and home to regional federal offices dealing with Francophone rights in a minority situation. Funding for FFTNL comes mainly from the Department of Canadian Heritage, under the Official Languages Act. Its main functions include political representation, acting as a liaison with its members, and ensuring implementation of provincial initiatives.

Under the Official Languages Act, the federal government has an obligation to provide bilingual services in its departments and agencies and contribute to the development of minority-language communities. FFTNL works with Department of Canadian Heritage for the implementation of these obligations and serves as a link between federal departments and Francophone community organizations.

Namely, FFTNL is directly responsible for the provincial coordination of the culture, health and immigration files.

Fédération des francophones de Terre-Neuve et du Labrador (FFTNL)

65 Ridge Rd., 2nd floor, suite 233
St. John's, Newfoundland and Labrador A1B 4P5
Phone: (709) 722-0627
Fax: (709) 722-9904
Email: info@francotnl.ca
Website: www.francotnl.ca

FFTNL also manages the Réseau culturel francophone de Terre-Neuve-et-Labrador and the Réseau Santé en français de Terre-Neuve-et-Labrador



Une journée dans l'passé festival, 2008, la Grand'Terre
photo: Xavier Le Guyader

Provincial organizations

Association communautaire francophone de St-Jean (ACFSJ)

245-65 Ridge Rd.
St. John's, Newfoundland and Labrador A1B 4P5
Phone: (709) 726-4900
Fax: (709) 726-0437
E-mail: reception@acfsj.ca
Website: www.francotnl.ca/acfsj

Association francophone du Labrador (AFL)

308 Hudson St.
P.O. Box 453
Labrador City, Newfoundland and Labrador A2V 2K7
Phone: (709) 944-6600
Phone: (709) 944-6606
Fax: (709) 944-5125
E-mail: afl@crrstv.net
Website: www.francotnl.ca/afl



Fête des Acadiens et des Acadiennes, August 15, 2008
photo: Véronique Lavoie

Association régionale de la côte Ouest (ARCO)

Box 190, RR 1
La Grand' Terre, Newfoundland and Labrador A0N 1R0
Phone: (709) 642-5254
Fax: (709) 642-5164
E-mail: info@arcotnl.ca
Website: www.francotnl.ca/arco

Conseil scolaire francophone provincial de Terre-Neuve-et-Labrador (CSFP)

212-65 Ridge Rd.
St. John's, Newfoundland and Labrador A1B 4P5
Phone: (709) 722-6324
Toll free: 1 888 794-6324
Fax: (709) 722-6325
E-mail: conseil@csfp.nl.ca
Website: www.francotnl.ca/csfp

Franco-Jeunes de Terre-Neuve-et-Labrador (FJTNL)

233-65, Ridge Rd.
St. John's, Newfoundland and Labrador A1B 4P5
Phone: (709) 722-8302
Fax: (709) 722-9816
E-mail: dg@fjtnl.ca
Website: www.francotnl.ca/fjtnl

Fédération des parents francophones de Terre-Neuve et du Labrador (FPFTNL)

250-65 Ridge Rd.
St. John's, Newfoundland and Labrador A1B 4P5
Phone: (709) 722-7669
Toll free: 1 888 749-7669
Fax: (709) 722-7696
E-mail: info@fpftnl.net
Website: www.francotnl.ca/fpftnl

Le Gaboteur

254-65 Ridge Rd.
St. John's, Newfoundland and Labrador A1B 4P5
Phone: (709) 753-9587
Fax: (709) 753-9586
E-mail: redaction@gaboteur.ca
Website: www.francotnl.ca/gaboteur

Réseau de développement économique et d'employabilité de Terre-Neuve-et-Labrador (RDÉE TNL)

233-65, Ridge Rd.
St. John's, Newfoundland and Labrador A1B 4P5
Phone: (709) 726-5976
Fax: (709) 722-9657
E-mail: info@rdectnl.ca
Website: www.francotnl.ca/rdectnl

Communications

Newspapers and magazines

- *Le Gaboteur*, a bi-weekly French-language newspaper established in 1984, focuses on Francophone news and issues and aims to act as a link between the different Francophone communities of the province.
- *Le FranCopaïn*, a monthly published by the *Association francophone du Labrador*, aims to provide information to the community on French-language activities in the region.

Radio

- Radio Canada provides programming from Montreal or the Atlantic region; provincial coverage by a French-speaking journalist based in Newfoundland and Labrador.
- *CJRM, la Radio communautaire du Labrador*, started broadcasting in January 1993 and is available on the Internet since March 2009 (www.francotnl.ca/radio)
- The community radio station at Memorial University presents a weekly program, *La Voix française*.

Television

- Television programs from the Société Radio Canada, broadcast from Montreal and Moncton (for the news bulletins), are available in St. John's and Port au Port. Provincial coverage is provided by a French-speaking journalist based in Newfoundland and Labrador.
- In Labrador, a wider variety of French-language networks is available.
- Other French-language television stations, including RDI, TVA and TV5, are available in some areas by satellite and cable.

Célébrating the Journée provinciale de la francophonie terre-neuvienne-et-labradorienne // photos: LFP/ENL





Une longue veillée, Cape St. George / photo: ARCO

Cultural and community life

- Local and regional associations in Newfoundland and Labrador are responsible for community development through cultural, economic, sports and social activities. These include the *Association communautaire francophone de St-Jean (ACFSJ)*, the *Association francophone du Labrador (AFL)* as well as the *Association régionale de la Côte-Ouest (ARCO)* and its three local associations.
- FFTNL promotes and coordinates province-wide cultural activities.
- Four folk festivals are held annually on the Port au Port Peninsula: *Une longue veillée*, *Une journée dans l' passé*, *Un plaisir du vieux temps* and *Festival du vent*, an event held every October by the *Association communautaire francophone de St-Jean*.
- The *Jeux d'hiver franco-labradoriens* are held every March in Labrador City.
- The *Journée de la francophonie terre-neuvienne et labradorienne* is celebrated each May 30; there are celebrations in each community including raising the Franco-Terre-Neuvien flag. FFTNL holds a flag-raising ceremony at the House of Assembly attended by representatives of the government and the Francophone community. An Order-in-Council was signed in 1999 officially recognizing May 30 as the date of the *Journée de la francophonie terre-neuvienne et labradorienne*.
- *Ti-Jardin, Félix & Félix* and *The Benoit Kitchen Party* are the three most popular musical groups of the province. They participate in local, provincial, national and international events (particularly in France).
- The book “Against the Odds, the History of the Francophones of Newfoundland and Labrador” was published in French and English in 1992.
- In the arts, several local amateur groups are active, notably the *Chorale de l'Association communautaire francophone de St-Jean*.
- Availability of French-language cultural materials is limited: they can be found at certain English bookstores and some public libraries.
- There are French Libraries at the *Centre scolaire et communautaire Sainte-Anne* in La Grand-Terre and at the *Centre scolaire et communautaire des Grands-Vents* in St. John's.



Education and training

- In 1996, Francophones finally obtained provincial recognition of their right to their own school board. In 1997, a federal-provincial agreement on school governance was signed and gave rise to the *Conseil scolaire francophone provincial de Terre-Neuve et du Labrador*, which manages the French-language schools in the province.
- In 2001, the Minister of Education announced the construction of a *Centre scolaire et communautaire* (school-community centre) in St. John's; the *Centre scolaire et communautaire des Grands-Vents* officially opened in April 2005.
- In 2007, the Minister of Education announced the construction of a new building for the *École Boréale* in Goose Bay.
- In 2008-2009, 270 students were enrolled the French-language schools managed by the *Conseil scolaire francophone provincial de Terre-Neuve-et-Labrador*. Enrolments have gradually increased since 2001.
- In 2008, there were five homogeneous schools offering French-language education : the *Centre scolaire et communautaire Sainte-Anne de La Grand'Terre* (operating since 1989), *École Notre-Dame-du-Cap de Cap Saint-Georges* (1993), the *Centre scolaire et communautaire des Grands-Vents* (formerly the école française de St. John's and operating since 1998), the *Centre éducatif l'ENVOL* (1998) and *École Boréale* (2001).
- The *Conseil scolaire* also provides transportation for nine students from the L'Anse-au-Clair region to the *École Mgr Scheffer* in Lourdes-de-Blanc-Sablon, Que.
- Official languages education programs are available in Cape St. George, La Grand'Terre, L'Anse-au-Clair, Labrador City, Happy Valley-Goose Bay and St. John's.
- The *Fédération des parents francophones de Terre-Neuve et du Labrador* (FPFTNL) was created in 1989 with the participation of the *Fédération des francophones de Terre-Neuve et du Labrador* (FFTNL) to represent the interests of Francophone parents and children and advocate for their right to French-language education under Article 23 of the Canadian Charter of Rights and Freedoms. The FPFTNL is comprised of six parent committees. It has successfully worked to obtain the *Conseil scolaire francophone provincial* (CSFP). Today it is involved in pre-school and extra-curricular activities; FPFTNL has established the first *Centre de la petite enfance et famille francophone*, a centre for child care and family, located at the *Centre scolaire et communautaire des Grands-Vents* (CSCGV) in St. John's. Development projects for other French-language child care centres in a family and/or school context are currently being studied.
- FPFTNL publishes an annual magazine, *L'Élan des parents*, which provides information to the community on services offered. FPFTNL will celebrate its 20 years of existence in 2009. The programs it offers are:
 - Five French-language preschools (Cape St. George, *La Grand'Terre*, Labrador City, Happy Valley-Goose Bay and St. John's);
 - Four services dedicated to helping students with homework (Cape St. George, Labrador City, Happy Valley-Goose Bay and St. John's);
 - Two activity camps held on Saturday (Cape St. George and *La Grand'Terre*);
 - Two summer camps (Cape St. George and *La Grand'Terre*);
 - One service providing initiation to French for families at home (péninsule de Port-au-Port).

Health and social services

The *Réseau Santé en français de Terre-Neuve-et-Labrador* was created in 2003 and is headed by the Fédération des Francophones de Terre-Neuve et du Labrador. Its goal is to develop more French-language services in health care establishments. In 2004, the *Réseau* published the first edition of the *Répertoire des fournisseurs de services de santé en français de Terre-Neuve-et-Labrador*, which lists 125 professionals who offer health services in French.

The 1.888.709.2929 *Info-santé* toll-free line offers bilingual health services to all Newfoundland and Labrador residents 24 hours a day, all year long.





Legislation and government services

Federal government

The federal government offers French-language services in some offices. According to Public Service Agency statistics, 2.4 percent of the 3,037 federal public service positions in Newfoundland and Labrador are designated bilingual.

Provincial government

There is no policy on French-language services in Newfoundland and Labrador. This is currently being negotiated, but the process is long despite apparent goodwill.

All provincial government departments and most provincial offices are located in St. John's. In 2006, the government of Newfoundland and Labrador and the government of Canada initiated a three-year program to improve and implement French-language services. The provincial government has several translation and training services through the Office of French Services (OFS) and the Public Service Secretariat. Since it began, over 1,000 provincial employees completed training in French. A liaison officer works to ensure contact with the Francophone community, and there are French-language programs in over 10 provincial departments. The goal of the OFS is to increase the ability of the provincial government to communicate and offer services in French when needed and to contribute to the development of the Francophone community.

The Office of French Services translates documents from French to English and vice versa. It encourages provincial departments to use its services when they must communicate with Francophones in writing. The Office of French Services also offers French classes to public servants.

Municipalities

Cape St. George is the only municipality which offers some services in French.

Legal services

In accordance with the provisions of the Criminal Code, some interpretation services are provided if necessary in criminal cases, and judges have access to French courses. There is no policy on French use in civil law.

The Last Thirty Years

1984 The first French-language school opens at *La Grand'Terre*;

1986 The Franco-Terre-Neuvien flag is raised for the first time on May 30th;

1988 *Franco-Jeunes de Terre-Neuve-et-du-Labrador* is established;

1989 The *Fédération des parents francophones de Terre-Neuve-et-du-Labrador* is established;

1994 The *Centre scolaire et communautaire Sainte-Anne de La Grand'Terre* is inaugurated;

1996 Recognition by the provincial government of the right of francophones to their own French-language school board;

1997 Signing of the Canada/Newfoundland Agreement dealing with governance of French-language schools;

1999 A provincial Order-in-Council is signed by the government, designating May 30th as the *Journée de la francophonie terre-neuvienne et labradorienne*;

2004 Newfoundland and Labrador celebrates 500 years of French presence in the province.



Centre scolaire et communautaire des Grands-Vents, *St. John's*

Sources

For the first and second editions of this document, published respectively in 2000 and 2004, the brief historical notes on the Francophone and Acadian communities of Canada are mostly taken from historical recollections on the Francophone experience in the provinces and territories compiled by the National Committee for Canadian Francophonie Human Resources Development. Philippe Falardeau's review, entitled *Hier la francophonie* and published by FCFA as part of its *Dessein 2000* project, and Yves Frenette's *La brève histoire des Canadiens français* published by Éditions Boréal, were also sources of inspiration. Finally, several texts compiled by Joseph Yvon Thériault in *Francophonies minoritaires au Canada – L'état des lieux*, published by Éditions de l'Acadie, were also useful, as was the study by René Guindon and Pierre Poulin, entitled *Les liens dans la francophonie canadienne*.

For the third edition, the texts featured in the sections on history and geography were updated by FCFA and its members to take into account significant developments in the past few years and new data from the 2006 Census.

All of the statistics used in the preparation of this national profile are those of Statistics Canada. The following sources were used:

1. The national, provincial and territorial data on mother tongue, first official language spoken, language spoken at home, knowledge of French, use of French at work, median age, labour force by sector of activity and by occupation, as well as income, were provided to FCFA in preformatted tables by the statistical research team at the Official Languages Support Program (Department of Canadian Heritage).
2. Data on most common mother tongues in Newfoundland and Labrador other than French and English were compiled using the table *Detailed Mother Tongue (148)*, *Single and Multiple Language Responses (3)* and *Sex (3) for the Population*, Cat. No. 97-555-X2006007 at Statistics Canada.
3. All regional data on the first official language spoken and the age distribution of Francophones were compiled using the table *First Official Language Spoken (7)*, *Mother Tongue (10)*, *Age Groups (17A)* and *Sex (3) for the Population*, Cat. No. 97-555-X2006030 at Statistics Canada.
4. Data on other languages most spoken in Newfoundland and Labrador were compiled using the table *Various Languages Spoken (147)*, *Age Groups (17A)* and *Sex (3) for the Population*, Cat. No. 97-555-X006010 at Statistics Canada.
5. Data on French-speaking immigrants by period of immigration, on the place of birth of Francophones and on the place of origin of French-speaking newcomers were compiled using the table *Selected Demographic, Cultural, Educational, Labour Force and Income Characteristics (780)*, *First Official Language Spoken (4)*, *Age Groups (8A)* and *Sex (3) for Population*, Cat. No. 97-555-X2006054 at Statistics Canada.
6. Data on the evolution of Newfoundland and Labrador's linguistic composition from 1951 to 2001 (mother tongue, language spoken at home, first official language spoken, etc.) were taken from *New Canadian Perspectives: Languages in Canada, 2001 Census*, by Louise Marmen and Jean-Pierre Corbeil.
7. Data on the number of businesses owned by Francophones were compiled by the *Réseau de développement économique et d'employabilité (RDÉE) de Terre-Neuve-et-Labrador*.

It should be noted that when calculating data on mother tongue, language spoken at home or first official language spoken, whether one includes multiple answers (for example, francophones who have also indicated English as their mother tongue) can account for a variation in numbers. Marmen and Corbeil apportion multiple answers among the declared languages. However, the data presented by FCFA for 2006 include everyone with French as mother tongue/first official language spoken/language spoken at home, even if other languages are mentioned.

Information on community life, on structures that exist to facilitate francophone immigration and on economic vitality were compiled by FCFA with the help of the *Fédération des francophones de Terre-Neuve et du Labrador (FFTNL)* and its members.